

# FLOOD LIGHT



*Signature*  
Designed by WIP



50W, 100W



150W



200W



240W, 300W

## WF06 SERIES

### Specification

WF06 series flood light is Die-casting aluminum with slim super and screw free design. This is a perfect option for industrial lighting applications with an aesthetic streamline design suitable for Workshop, factory, storage warehouse, exhibition center, toll station, Futsal field, Billboard, other places. It has convenient installation, operation and maintenance also provides waterproofing and anti-fogging (IP67)

Input Voltage	100-305VAC50/60HZ.	LED Light Source	Lumileds	Finishing	Powder Coated in gray
Power Factor	>0.95	CRI	>70, >80	Dimmable	Available
Beam Angle	30°, 60°, 90°, 120° Type2, Type3, Type4	CCT	3000K, 4000K, 5000K, 6500K	Mount	Handle
Work Temperature	-10°C to + 65°C	Driver	Meanwell	IP Rating	IP67
LED Life Time	50,000 hrs.	Housing	Aluminium Die Cast	Warranty	3 Years

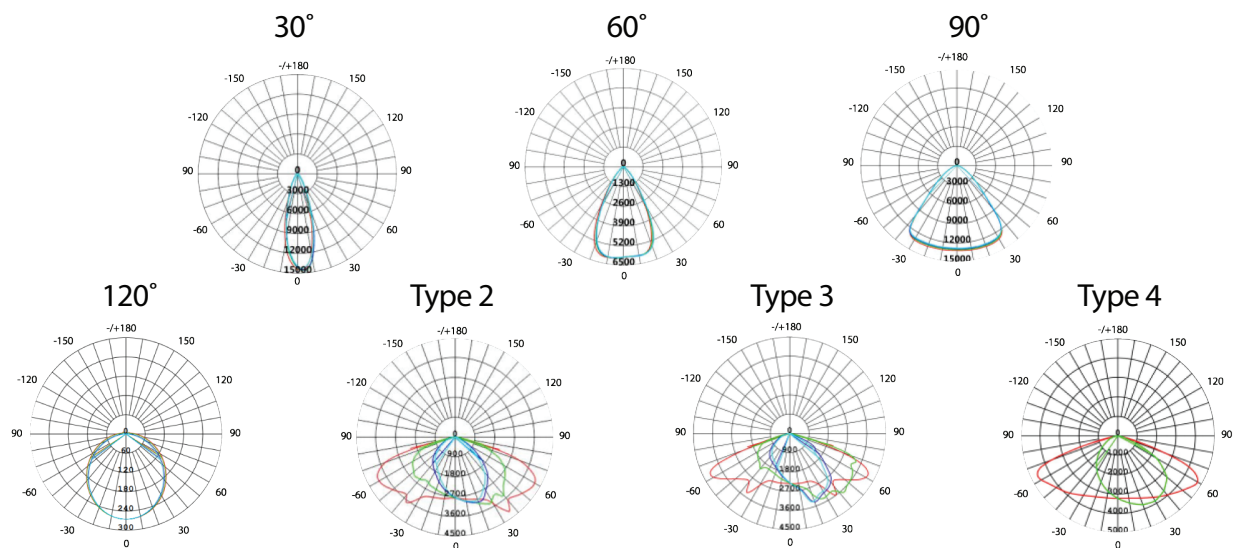
Model	Power (W)	Luminous Flux (lm)	Efficiency (lm/W)	Weight (Kg.)	Dimension (mm.)
WF06-50	50	6,500	130	4.05	389.2x314.9x296.5x57
WF06-100	100	13,000	130	4.05	389.2x314.9x296.5x57
WF06-150	150	19,500	130	5.50	436.7x356.6x341.3x57
WF06-200	200	26,000	130	6.70	492.6x419.9x378.6x57
WF06-240	240	31,200	130	10.0	581.5x530x435.9x60
WF06-300	300	39,000	130	10.0	581.5x530x435.9x60




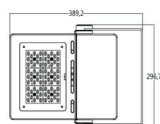

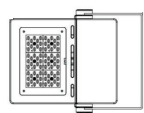

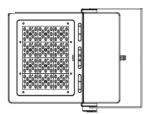

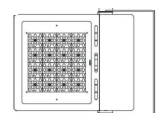

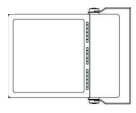
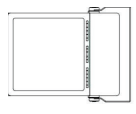
Products of Thailand

# FLOOD LIGHT

## Beam Angle



## Dimension (in mm.)

	WF06-50 50W		Aluminum radiator housing, stainless steel screws, waterproof joint, packaging <b>Housing Dimension:</b>								
			<table> <tr> <th>A (mm)</th><th>B (mm)</th><th>C (mm)</th><th>D (mm)</th></tr> <tr> <td>389.2</td><td>314.9</td><td>296.5</td><td>57</td></tr> </table>	A (mm)	B (mm)	C (mm)	D (mm)	389.2	314.9	296.5	57
A (mm)	B (mm)	C (mm)	D (mm)								
389.2	314.9	296.5	57								
	WF06-100 100W		Aluminum radiator housing, stainless steel screws, waterproof joint, packaging <b>Housing Dimension:</b>								
			<table> <tr> <th>A (mm)</th><th>B (mm)</th><th>C (mm)</th><th>D (mm)</th></tr> <tr> <td>389.2</td><td>314.9</td><td>296.5</td><td>57</td></tr> </table>	A (mm)	B (mm)	C (mm)	D (mm)	389.2	314.9	296.5	57
A (mm)	B (mm)	C (mm)	D (mm)								
389.2	314.9	296.5	57								
	WF06-150 150W		Aluminum radiator housing, stainless steel screws, waterproof joint, packaging <b>Housing Dimension:</b>								
			<table> <tr> <th>A (mm)</th><th>B (mm)</th><th>C (mm)</th><th>D (mm)</th></tr> <tr> <td>436.7</td><td>356.6</td><td>341.3</td><td>57</td></tr> </table>	A (mm)	B (mm)	C (mm)	D (mm)	436.7	356.6	341.3	57
A (mm)	B (mm)	C (mm)	D (mm)								
436.7	356.6	341.3	57								
	WF06-200 200W		Aluminum radiator housing, stainless steel screws, waterproof joint, packaging <b>Housing Dimension:</b>								
			<table> <tr> <th>A (mm)</th><th>B (mm)</th><th>C (mm)</th><th>D (mm)</th></tr> <tr> <td>492.6</td><td>419.9</td><td>378.6</td><td>57</td></tr> </table>	A (mm)	B (mm)	C (mm)	D (mm)	492.6	419.9	378.6	57
A (mm)	B (mm)	C (mm)	D (mm)								
492.6	419.9	378.6	57								
	WF06-240 240W		Aluminum radiator housing, stainless steel screws, waterproof joint, packaging <b>Housing Dimension:</b>								
			<table> <tr> <th>A (mm)</th><th>B (mm)</th><th>C (mm)</th><th>D (mm)</th></tr> <tr> <td>581.5</td><td>530</td><td>435.9</td><td>60</td></tr> </table>	A (mm)	B (mm)	C (mm)	D (mm)	581.5	530	435.9	60
A (mm)	B (mm)	C (mm)	D (mm)								
581.5	530	435.9	60								
	WF06-300 300W		Aluminum radiator housing, stainless steel screws, waterproof joint, packaging <b>Housing Dimension:</b>								
			<table> <tr> <th>A (mm)</th><th>B (mm)</th><th>C (mm)</th><th>D (mm)</th></tr> <tr> <td>581.5</td><td>530</td><td>435.9</td><td>60</td></tr> </table>	A (mm)	B (mm)	C (mm)	D (mm)	581.5	530	435.9	60
A (mm)	B (mm)	C (mm)	D (mm)								
581.5	530	435.9	60								